



Self-Propelled
TRIPLE

30-36 m³

| Full capacity power for mega farms

RMH mixers are designed for maximum efficiency and reliability. With advanced features and a focus on seamless operation, they provide exceptional service and performance to maximize uptime.



Three Axles, 6 Wheels

Full four-wheel drive and 6 wheel steering for confident navigation in any terrain & extra stability.



Eco

Smart engine management for reduced fuel use and lower emissions.



TMR

Uniform mix with optimal fiber length for better intake and healthier herds.



Operator Environment

Height-adjustable cabin for unmatched visibility & all day comfort with an ergonomic design.



DuraCore Construction

3CR12 stainless steel protection in augers and housing for long-lasting durability.



Worldwide Service

Trusted components & dealer network ensure easy maintenance and maximum uptime.

*Based on comparative studies with leading competitor models. Results may vary based on operational conditions.



Advanced Drive System

4x4 drive & 6-wheel steering for enhanced maneuverability.

Triple axle configuration for optimized weight distribution and improved stability under heavy loads.

Crab mode for better handling in narrow spaces.

Superior ground clearance and traction for all-terrain operation.



Operator Environment

360° visibility with height-adjustable cabin.

Ergonomic work area.

Multi-camera system (rear, mixing chamber, optional sides).

Advanced suspension for all-day comfort.



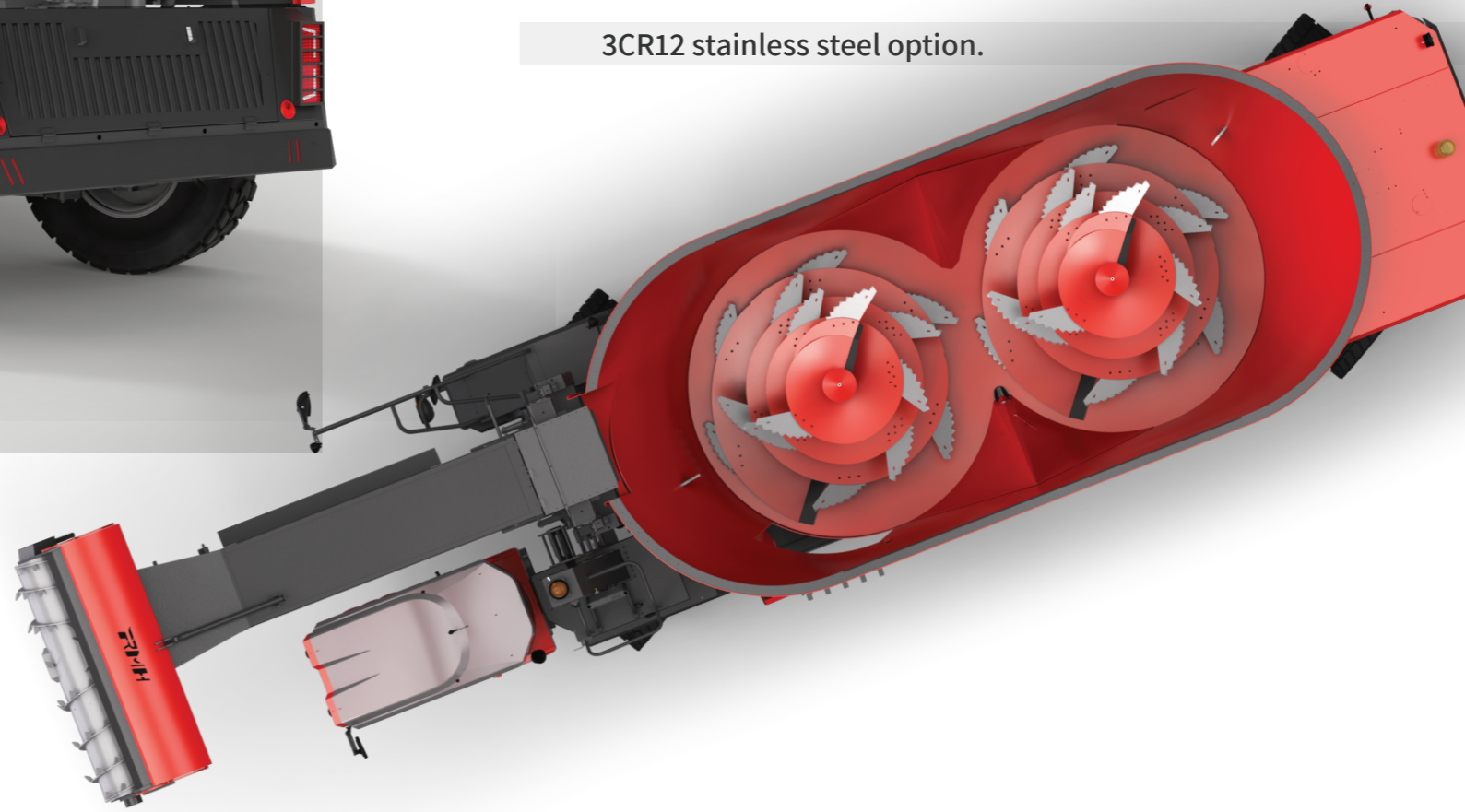
Smart Service Access

- Quick-access engine area.
- Comprehensive worldwide parts availability.
- Local expert technical support.
- Low maintenance design for maximum uptime and easy maintenance.



Perfect Mix

- Overlapping vertical augers.
- Integrated contra-knife for quicker mixing.
- Ensures homogeneous mix.
- Mixing bin top options (cover/fiber).
- 3CR12 stainless steel option.



SafeFeed

- Customizable distribution system: up to 4 doors and 3 portable conveyors for even feed distribution.
- Powerful magnets protecting cattle from metallic particles.



Vitamins Compartment

- Easy to add supplements.
- Enrich cattle yield and save time.



CutControl

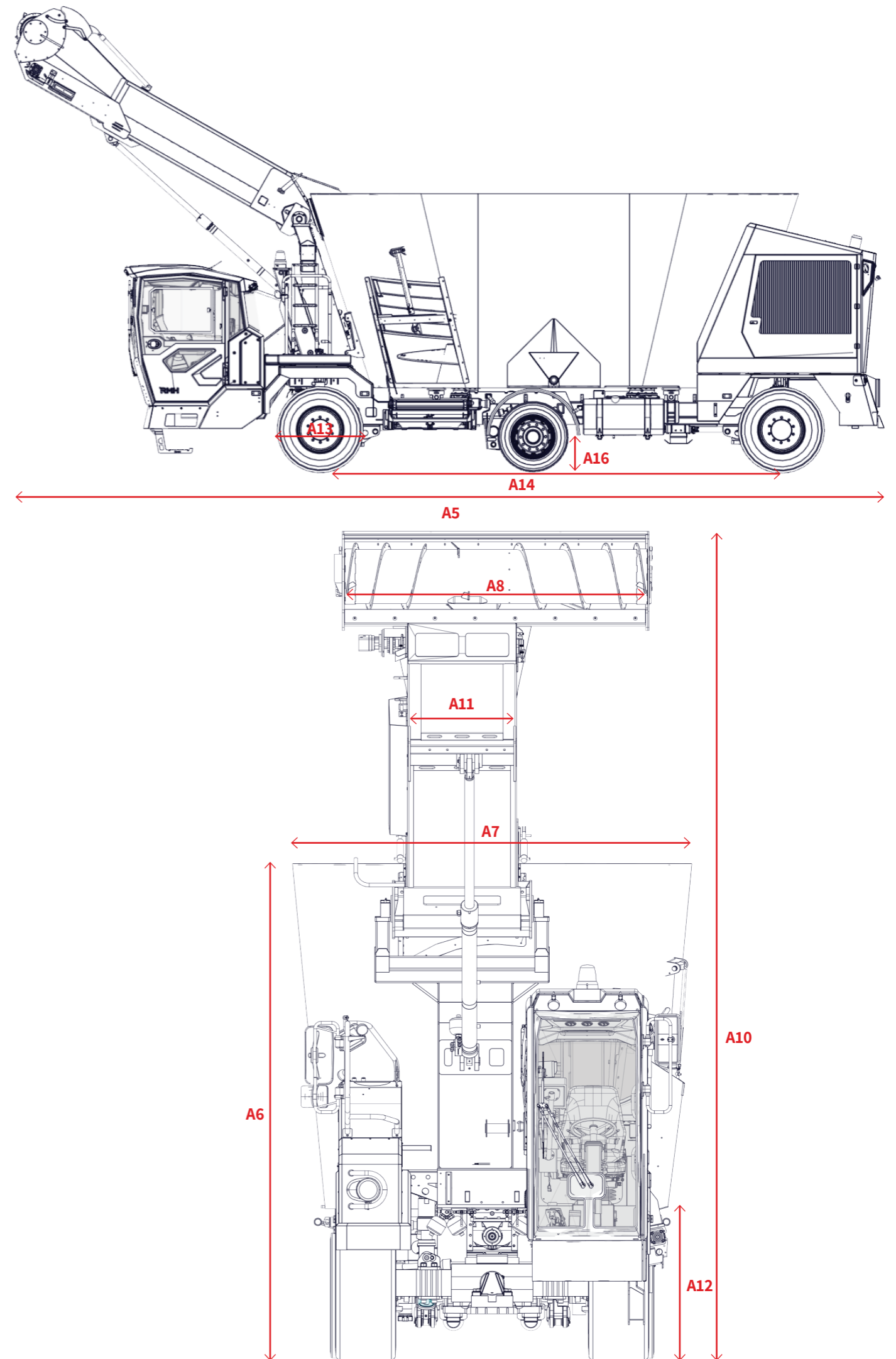
- Advanced feed harvesting.
- Automatic precise loading option.
- Multiple loading speed options.
- 3CR12 stainless steel option.



TRIPLE Technical Specifications

A	Specifications	Triple 30	Triple 36
1	Volume [cu. mt.]	30	36
2	Max Load [kg]	12000	14400
3	Eco Engine H.P	286	340
4	Engine Manufacturer	Volvo	
5	Overall Length [mm]	10800	11000
6	Overall Height [mm]	3620	3700
7	Overall Width [mm]	2800	2990
8	Chopper Width [mm]	2014	2250
9	Chopper Dia. [mm]	600	
10	Chopper Height [mm]	6000	
11	Loading Elevator Belt [mm]	650	800
12	Discharge Height [mm]	810	
13	Wheel Dia. [mm]	1150	
14	Wheel Base [mm]	5840	6150
15	Steering Radius [mm]	7250	
16	Ground Clearance [mm]	275	
17	6 Wheel Steering	Yes	
18	Driving Speed [KPH]*	40	25
19	No. of STD Choper Knives	66	70
20	No. of STD Mixer Knives	15	16
21	3CR12 Bin Wall Thickness [mm]	6	
22	Mixer Segment Thickness [mm]	14/16	16
23	Mixer Speed [rpm]	15-50	
24	Elevated Cab.	Yes	
25	3CR12 Option	Augers, Chopper, Loading Elevator	


*Suitable for farms only





WWW.RMHMIXER.COM | INFO@RMHMIXER.COM

INDUSTRIAL ZONE SDEROT, P.O.B 105, 80100, ISRAEL



Follow Us

Engineered for Performance, Backed by Service. Contact us for a personalized demo and experience the RMH difference!

In the event of any inconsistency between the English version and any translation, the English version shall prevail. Specifications, configurations, and dimensions are subject to change without notice and may vary based on product customization.

BR0full catalog 29092025